




portraits: basic angles and light



Front with front or backlight.
Makes faces seem a little broader.
Minimizes wrinkles.



3/4 angle with short light
Makes faces narrower. Dramatic.
Also note Rembrant" style
of dark, light, dark, light.



3/4 angle with broad light
Makes faces wider.
Minimizes glare from glasses..

Other options:

Silhouette (be sure to meter for background)

Profile (Meter for highlight on face)